



**higher education
& training**
Department
Higher Education and Training
REPUBLIC OF SOUTH AFRICA



**BUFFALO CITY
TVET COLLEGE**

REQUEST FOR QUOTATIONS

Kindly see the attached request for quote (RFQ). Quotations should be forwarded to quotations@bccollege.co.za ONLY.

TENDERERS MUST NOTE THAT WHEREVER THIS DOCUMENT REFERS TO ANY PARTICULAR TRADE MARK, NAME, PATENT, DESIGN, TYPE, SPECIFIC ORIGIN OR PRODUCER, SUCH REFERENCE SHALL BE DEEMED TO BE ACCOMPANIED BY THE WORDS 'OR EQUIVALENT.

Kindly submit the following **REQUIRED** documents when responding to the RFQ

- Signed quotation (quotations not signed will be eliminated)
- Latest declaration forms (SBD 4, 8 and 9), see attached on college website
- Certified BBBEE certificate (0 points will be awarded for BBBEE certificates that are not certified)
- Tax Clearance Certificate
- CSD full report
- Company Registration document
- CIDB Grading 1GB or higher
- Bank Confirmation Letter (not older than 3 months)
- Quotations must be detailed as per specification
- All quotations submitted via email addresses other than the one listed above will not be considered.

Please Note: Compulsory Briefing Session: 10th August 2023 at 10h00 at Admin Centre

Closing Date: 14 August 2023 at 11h00am. No late or hand delivered documents will be accepted. ONLY EMAILED DOCUMENTS WILL BE ACCEPTED



**Specification for replacing of windows at HR, Finance, Marketing, Passage, Principals offices
(Admin Centre)**


CIDB GRADING 1GB or Higher

No	Item	Description	Location	Unity measure	quantity
1.	Windows	<ul style="list-style-type: none">Remove existing window size 1200 x 1200mm	<ul style="list-style-type: none">Principal's office reception x 3Principal's office x 3Office AD: 20 x 1Office AD: 06 x 2Office AD: 08 x 3	No	12
2.		<ul style="list-style-type: none">Remove existing window size 2000 x 2500mm	<ul style="list-style-type: none">Office AD: 05 x 2Office: AD 06 x 1Principal's office x 1	No	4
3.		<ul style="list-style-type: none">Remove existing window size 2500 x 1189mm	<ul style="list-style-type: none">Office AD: 20 x1Office AD: 18 x 2Office AD: 17 x 2Office AD: 19 x1Office AD: 23 x 3Office AD: 21 x 2Office AD: 22 x 1	No	13
4.		<ul style="list-style-type: none">Install new natural silver aluminium window size 1200 x 1200 with two hung openings. (See attached drawings)	<ul style="list-style-type: none">Principal's office reception x 3.Principal's office x 3Office AD: 20,Office AD: 06 x 2Office AD: 08 x 3	No	12
5.		<ul style="list-style-type: none">Install new natural silver aluminium window size 2000 x 2500 with three hung openings	<ul style="list-style-type: none">Office AD 05 x 2Office AD 06 x 1Principal's office x 1	No	4

		and centre glass on it (See attached drawings)			
6.		<ul style="list-style-type: none"> Install new natural silver aluminium window size 2500 x 1189 with three hung openings.(See attached) 	<ul style="list-style-type: none"> Office AD: 20 x 1 Office AD: 18 x 2 Office AD: 17 x 2 Office AD: 19 x 1 Office AD: 23 x 3 Office AD: 21 x 2 Office AD: 22 x 1 	No	13
7.	Burglar	<ul style="list-style-type: none"> Remove the inside burglar of 560mm x 1189 to get the allowance to fit the windows 	<ul style="list-style-type: none"> Office AD: 20 x1 Office AD: 18 x 2 Office AD: 17 x 2, Office AD: 19 x 1 Office AD: 23 x 3 Office AD: 21 x 2 Office AD: 22 x 1 	No	12
8.	Plaster	<ul style="list-style-type: none"> Plaster all affected reveals 	All the existing reveals	m ²	29
9.	Painting	<ul style="list-style-type: none"> Apply under coat on plastered reveals. Apply three coats of high quality paint (same as existing colour) to a smooth finish. Prepare all the burglar to get smooth finish. Apply under coat paint and three coats of high quality paint (same as existing colour) to a smooth finish. 	All affected venues Size 2500mm x 1189 mm and 1200mm x 1200 mm	m ² m ²	60 12
10.	Blinds	<ul style="list-style-type: none"> Install new wooden dark mahogany blinds 	<ul style="list-style-type: none"> Office AD: 20 	No No	1 12

		inside the reveals with all openings mechanisms size 1200mm x 1200mm, Size 1189 x 2500	<ul style="list-style-type: none"> Office AD: 19,18,17,23,22 and 21 		
11	Cleaning	<ul style="list-style-type: none"> Remove existing furniture and protect while working and clean all the affected areas with cleaning material. 	All affected venues	Item	1
12	Storage	<ul style="list-style-type: none"> Take all the remove items to the storage of the college and the rubble must be cart away from the college premises. 	All affected venues	Item	1


N.B: Proposing Site Visit.



N. Ngxekana
Project Manager : Infrastructure

27/07/2023


Date.



Z. Chola
DP : Corporate Services

27/07/2023

Date.



Z. Jikwana
Acting AD : SCM

02/08/2023