



higher education
& training
Department:
Higher Education and Training
REPUBLIC OF SOUTH AFRICA



BUFFALO CITY
TVET COLLEGE

REQUEST FOR QUOTATION: MINOR REPAIRS AND MAINTENANCE FOR GLOUCESTER HOUSE

Kindly see the attached request for quote (RFQ). Quotations should be forwarded to quotations@bccollege.co.za.

TENDERERS MUST NOTE THAT WHEREVER THIS DOCUMENT REFERS TO ANY PARTICULAR TRADE MARK, NAME, PATENT, DESIGN, TYPE, SPECIFIC ORIGIN OR PRODUCER, SUCH REFERENCE SHALL BE DEEMED TO BE ACCOMPANIED BY THE WORDS 'OR EQUIVALENT.

Kindly submit the following **REQUIRED** documents when responding to the RFQ

- Signed quotation (quotations not signed will be eliminated)
- Declaration forms (SBD 4, 8 and 9)
- Certified BEE certificate (0 points will be awarded for BEE certificates that are not certified)
- Valid Tax Clearance Certificate
- CSD report
- Bank Confirmation Letter (not older than 3 months)
- Quotations must be detailed as per specification
- **N. B. Compulsory site briefing session will be held at Gloucester House Hostel on 8th November 2022 @ 11 Am.**

Closing Date: 14 November 2022 at 12:00 Pm. No late or hand delivered documents will be accepted. ONLY EMAILED DOCUMENTS WILL BE ACCEPTED

Enquiries: Ms Weziwe Gwabavu / Zimkhitha Jikwana

043 704 9241



**higher education
& training**

Department:
Higher Education and Training
REPUBLIC OF SOUTH AFRICA



**BUFFALO CITY
TVET COLLEGE**

CIDB GRADING 1GB or Higher

MINOR REPAIRS AND MAINTENANCE FOR GLOUCESTER HOUSE HOSTEL

No	Item	Scope of Works	Unit	QTY
1	Main Building Internally walls Rooms and Passage (Painting)	<ul style="list-style-type: none"> Prepare the wall and apply three coats of high quality interior matt finish paint (same as existing colour) to a smooth finish. 	m ²	120
2	Painting Internally walls (All Bathrooms)	<ul style="list-style-type: none"> Prepare the wall and apply three coats of high quality premium aqua velvet pastel 	m ²	110
3	Painting (Ceilings)	<ul style="list-style-type: none"> Prepare ceiling and ply two coats premium primer. Apply two coats of premium white paint of ceilings. 	m ² m ²	55 55
4	External Flat Painting	<ul style="list-style-type: none"> Prepare the wall and apply three coats of high quality interior matt finish paint (same as existing colour) to a smooth finish Prepare ceiling and apply two coats premium primer. Apply two coats of premium white paint of ceilings. 	m ² m ² m ²	90 30 30
5	Flooring	<ul style="list-style-type: none"> Remove existing carpet and prepare the floor to receive the new coverings. Install the new vinyl tiles with glue on it. 	m ²	60
6	Old Principal House (Ablution 1) Extractor Fan	<ul style="list-style-type: none"> Cut out opening for ceiling mounted extractor fan (subject to design and size) Allow for new installation of timber branderling to accommodate extractor fan brackets. 	Each Item	1 1


		<ul style="list-style-type: none"> Supply and fit new extractor fan (Minimum 60 W) Plaster all imperfections 	Each	2
			Item	1
7	Ducting	<ul style="list-style-type: none"> Cut out 110 mm round hole for air ducting from ceiling onto side exterior wall (to be view on site). Supply 100mm flexible aluminium foil ducting. All ducting to be neatly clamped inside ceiling. Supply and fit stainless steel square wall air vent ducting grill cover (100mm) 	Each	2
			Each	2
			Item	1
			Each	2
8	External Toilets (Extractor Fan)	<ul style="list-style-type: none"> Cut out opening for wall mounted extractor fan (subject to design and size) Supply and fit new extractor fan (Minimum 60W) Plaster all imperfections 	Item	5
			Each	5
			Item	1
9	Electrification	<ul style="list-style-type: none"> Supply and run 1.5mm Twin & Earth onto electrical light switch. All electrical to be neatly clamped and sealed off with water/steam resistant substance in joints and connection. Supply and run 1.5mm Twin & Earth onto isolator light switch. Installation of Light Globes Installation Florescent lights 14 W LED Globes on passage. 	m	10
			Item	2
			m	10
			No	10
			No	4
10	Ablutions	<ul style="list-style-type: none"> Supply and install Coral white Top fit Toilet seat pans. 	No	15
11	Shower Curtains	<ul style="list-style-type: none"> 1.00 m and 1.90 length shower curtain fabric 	No	44
12	Curtains Rails	<ul style="list-style-type: none"> Remove existing curtain rails and install no less than 200 mm round aluminium rails (x 2 units) 	m	1.46

13	Door locks	<ul style="list-style-type: none"> Supply Three liver door lock set 	No	2
14	Razor Security wire	<ul style="list-style-type: none"> Installation of galvanised steel razor wire Core diameter: 2.5 mm Coil diameter: 450mm Blade thickness 1.5mm Blade length 42mm Blade width 30mm 	m	190

The quotations are to be submitted to the Procurement Department together with:


- BEE Certificate
- Valid Tax Clearance Certificate
- Bank confirmation letter
- SBD 4, SBD 8 and SBD 9

N.B: Proposing Site Visit.




N. Ngxekana
Project Manager : Infrastructure

31/10/2022
Date.



Z. Chole
DP : Corporate Services

31/10/2022
Date.



B. Timothy
SCM Manager

01/11/2022
Date